

NZIGP OK Cup Challenge

BMW Race Driver Series 2 Litre/Open C

National 2.700 km

Q07 - Qualifying (15 mins)

23/11/2024 11:40

Qualifying started at 11:29:45

Pos	No.	Name	Class	Best Tm	2nd Best	Diff	Gap	Best Speed	In Lap
1	71	Matthew Seddon	BMW - 2 Litre	1:13.502	1:13.698			132.241	5
2	84	Ant Belsham	BMW - 2 Litre	1:13.992	1:14.114	0.490	0.490	131.366	6
3	701	Michael Kennedy	BMW - 2 Litre	1:14.804	1:15.245	1.302	0.812	129.940	10
4	67	Peter Ball	BMW - 2 Litre	1:15.407	1:15.647	1.905	0.603	128.900	3
5	747	Shane Geddes	BMW - 2 Litre	1:15.697	1:17.409	2.195	0.290	128.407	4
6	136	Amy Smith	BMW - Open C	1:17.560	1:17.680	4.058	1.863	125.322	10
7	168	Neville Carpenter	BMW - 2 Litre	1:17.765	1:19.035	4.263	0.205	124.992	10
8	83	Nigel Patterson	BMW - Open C	1:17.797	1:17.862	4.295	0.032	124.941	4
9	72	Martyn Seddon	BMW - 2 Litre	1:17.862	1:19.494	4.360	0.065	124.836	5
10	4	Milan Klinac	BMW - Open C	1:18.149	1:18.339	4.647	0.287	124.378	9
11	21	Alex Schultz	BMW - Open C	1:18.489	1:18.661	4.987	0.340	123.839	10
12	88	Will Klava	BMW - 2 Litre	1:20.408	1:20.680	6.906	1.919	120.883	6
13	112	Warren Parris	BMW - 2 Litre	1:23.003	1:24.221	9.501	2.595	117.104	5
14	270	Bhagved Singh	BMW - 2 Litre	1:23.128	1:23.194	9.626	0.125	116.928	4
15	666	Simon Burke	BMW - 2 Litre	1:23.593	1:23.938	10.091	0.465	116.278	10
16	122	Dom Pietersen	BMW - 2 Litre	1:23.873	1:25.362	10.371	0.280	115.889	4
17	125	Seb Pietersen	BMW - 2 Litre	1:23.917	1:24.656	10.415	0.044	115.829	10
18	556	Peter Thrower	BMW - 2 Litre	1:24.038	1:24.136	10.536	0.121	115.662	9
19	33	Joanne Johnson	BMW - Open C	1:24.186	1:25.010	10.684	0.148	115.459	5
20	56	David O'Connor	BMW - 2 Litre	1:25.028	1:25.301	11.526	0.842	114.315	5
21	36	Gary Dawson	BMW - 2 Litre	1:25.622	1:26.158	12.120	0.594	113.522	9
22	37	Mike Johnson	BMW - 2 Litre	1:26.126		12.624	0.504	112.858	2
23	929	Sully Sullivan	BMW - 2 Litre	1:26.978	1:27.765	13.476	0.852	111.752	10
24	323	Charles Dempsey	BMW - Open C	1:28.217	1:28.656	14.715	1.239	110.183	8
25	86	Shane Lamont	BMW - 2 Litre	1:29.848	1:31.348	16.346	1.631	108.183	4

Announcements

Car 71 - no transponder, manual timing

Car 88 - no transponder, manual timing

G01 - Car 747 moved back three grid places for R08.

NZIG OK Cup Challenge

Sorted on Laps

BMW Race Driver Series 2 Litre/Open C

National 2.700 km

R08 - Race 1 (10 laps) - Standing Start/Scratch

23/11/2024 15:35

Race (10 Laps) started at 15:54:57

Pos	No.	Name	Class	Laps	Diff	Gap	Best Tm	In Lap	Best Speed	2nd Best	Points
1	84	Ant Belsham	BMW - 2 Litre	10			1:13.658	10	131.961	1:13.852	0
2	71	Matthew Seddon	BMW - 2 Litre	10	1.319	1.319	1:13.495	6	132.254	1:13.594	0
3	701	Michael Kennedy	BMW - 2 Litre	10	10.337	9.018	1:14.330	5	130.768	1:14.587	0
4	67	Peter Ball	BMW - 2 Litre	10	12.180	1.843	1:14.658	5	130.194	1:14.696	0
5	747	Shane Geddes	BMW - 2 Litre	10	22.194	10.014	1:14.349	9	130.735	1:14.907	0
6	168	Neville Carpenter	BMW - 2 Litre	10	31.752	9.558	1:15.955	4	127.971	1:16.049	0
7	136	Amy Smith	BMW - Open C	10	32.710	0.958	1:16.816	9	126.536	1:16.942	0
8	83	Nigel Patterson	BMW - Open C	10	32.736	0.026	1:16.664	5	126.787	1:16.973	0
9	72	Martyn Seddon	BMW - 2 Litre	10	40.785	8.049	1:15.559	6	128.641	1:16.036	0
10	21	Alex Schultz	BMW - Open C	10	51.813	11.028	1:18.361	7	124.041	1:18.367	0
11	4	Milan Klinac	BMW - Open C	10	52.146	0.333	1:17.575	6	125.298	1:17.982	0
12	270	Bhagved Singh	BMW - 2 Litre	10	1:17.945	25.799	1:20.937	9	120.093	1:21.129	0
13	37	Mike Johnson	BMW - 2 Litre	10	1:18.055	0.110	1:19.451	10	122.340	1:19.456	0
14	122	Dom Pietersen	BMW - 2 Litre	9	1 Lap	1 Lap	1:23.094	9	116.976	1:24.092	0
15	86	Shane Lamont	BMW - 2 Litre	9	1 Lap	0.886	1:23.463	9	116.459	1:23.592	0
16	666	Simon Burke	BMW - 2 Litre	9	1 Lap	1.378	1:23.898	5	115.855	1:24.202	0
17	33	Joanne Johnson	BMW - Open C	9	1 Lap	1.056	1:23.814	8	115.971	1:23.867	0
18	36	Gary Dawson	BMW - 2 Litre	9	1 Lap	15.146	1:25.201	8	114.083	1:25.530	0
19	56	David O'Connor	BMW - 2 Litre	9	1 Lap	8.050	1:25.656	3	113.477	1:26.131	0
20	556	Peter Thrower	BMW - 2 Litre	8	2 Laps	1 Lap	1:24.123	8	115.545	1:24.618	0
21	929	Sully Sullivan	BMW - 2 Litre	8	2 Laps	40.207	1:27.990	7	110.467	1:28.142	0
Not classified (75% = 8 Laps)											
DNF	125	Seb Pietersen	BMW - 2 Litre	8	DNF		1:23.340	4	116.631	1:23.545	0
DNF	112	Warren Parris	BMW - 2 Litre	7	DNF		1:22.605	4	117.668	1:22.915	0
DNF	88	Will Klava	BMW - 2 Litre	4	DNF			0	-		0

Handwritten:
1506334
16-32

Announcements

Car 88 - no transponder, manual timing. Laps corrected.

Margin of Victory	Avg. Speed	Best Lap Tm	Best Speed	Best Lap by
1.319	129.976	1:13.495	132.254	71 - Matthew Seddon


Results validated by Chief Timekeeper: Nick Little

Orbits

Clerk of the Course: Haylee Wallace

www.mylaps.com

Licensed to: Hampton Downs Motorsport Park



NZIGP OK Cup Challenge

Sorted on Laps

BMW Race Driver Series 2 Litre/Open C

National 2.700 km

R08 - Race 1 (10 laps) - Standing Start/Scratch

23/11/2024 15:35

Race (10 Laps) started at 15:54:57

Pos	No.	Name	Class	Laps	Diff	Gap	Best Tm	In Lap	Best Speed	2nd Best	Points
1	84	Ant Belsham	BMW - 2 Litre	10			1:13.658	10	131.961	1:13.852	0
2	71	Matthew Seddon	BMW - 2 Litre	10	1.319	1.319	1:13.495	6	132.254	1:13.594	0
3	701	Michael Kennedy	BMW - 2 Litre	10	10.337	9.018	1:14.330	5	130.768	1:14.587	0
4	67	Peter Ball	BMW - 2 Litre	10	12.180	1.843	1:14.658	5	130.194	1:14.696	0
5	747	Shane Geddes	BMW - 2 Litre	10	22.194	10.014	1:14.349	9	130.735	1:14.907	0
6	168	Neville Carpenter	BMW - 2 Litre	10	31.752	9.558	1:15.955	4	127.971	1:16.049	0
7	136	Amy Smith	BMW - Open C	10	32.710	0.958	1:16.816	9	126.536	1:16.942	0
8	83	Nigel Patterson	BMW - Open C	10	32.736	0.026	1:16.664	5	126.787	1:16.973	0
9	72	Martyn Seddon	BMW - 2 Litre	10	40.785	8.049	1:15.559	6	128.641	1:16.036	0
10	21	Alex Schultz	BMW - Open C	10	51.813	11.028	1:18.361	7	124.041	1:18.367	0
11	4	Milan Klinac	BMW - Open C	10	52.146	0.333	1:17.575	6	125.298	1:17.982	0
12	270	Bhagved Singh	BMW - 2 Litre	10	1:17.945	25.799	1:20.937	9	120.093	1:21.129	0
13	37	Mike Johnson	BMW - 2 Litre	10	1:18.055	0.110	1:19.451	10	122.340	1:19.456	0
14	122	Dom Pietersen	BMW - 2 Litre	9	1 Lap	1 Lap	1:23.094	9	116.976	1:24.092	0
15	86	Shane Lamont	BMW - 2 Litre	9	1 Lap	0.886	1:23.463	9	116.459	1:23.592	0
16	666	Simon Burke	BMW - 2 Litre	9	1 Lap	1.378	1:23.898	5	115.855	1:24.202	0
17	125	Seb Pietersen	BMW - 2 Litre	9	1 Lap	1.055	1:23.340	4	116.631	1:23.545	0
18	33	Joanne Johnson	BMW - Open C	9	1 Lap	0.001	1:23.814	8	115.971	1:23.867	0
19	36	Gary Dawson	BMW - 2 Litre	9	1 Lap	15.146	1:25.201	8	114.083	1:25.530	0
20	56	David O'Connor	BMW - 2 Litre	9	1 Lap	8.050	1:25.656	3	113.477	1:26.131	0
21	556	Peter Thrower	BMW - 2 Litre	8	2 Laps	1 Lap	1:24.123	8	115.545	1:24.618	0
22	929	Sully Sullivan	BMW - 2 Litre	8	2 Laps	40.207	1:27.990	7	110.467	1:28.142	0
Not classified (75% = 8 Laps)											
DNF	112	Warren Parris	BMW - 2 Litre	7	DNF		1:22.605	4	117.668	1:22.915	0
DNF	88	Will Klava	BMW - 2 Litre	4	DNF			0	-		0

Handwritten scribble
 082140X
 9802

Announcements

- Car 88 - no transponder, manual timing. Laps corrected.
- G02 - Car 125 corrected lap count, transponder issue.

Margin of Victory	Avg. Speed	Best Lap Tm	Best Speed	Best Lap by
1.319	129.976	1:13.495	132.254	71 - Matthew Seddon


Results validated by Chief Timekeeper: Nick Little

Orbits

Clerk of the Course: Haylee Wallace

www.mylaps.com

Licensed to: Hampton Downs Motorsport Park



NZIGP OK Cup Challenge

Sorted on Laps

BMW Race Driver Series 2 Litre/Open C

National 2.700 km

R17 - Race 2 (8 laps) - Standing Start/Handicap

24/11/2024 11:20

Race (8 Laps) started at 11:11:36

Pos	No.	Name	Class	Laps	Diff	Gap	Best Tm	In Lap	Best Speed	2nd Best	Points
1	270	Bhagved Singh	BMW - 2 Litre	8			1:18.418	7	123.951	1:18.497	0
2	67	Peter Ball	BMW - 2 Litre	8	1.917	1.917	1:13.919	8	131.495	1:13.980	0
3	84	Ant Belsham	BMW - 2 Litre	8	3.684	1.767	1:13.583	2	132.096	1:13.695	0
4	71	Matthew Seddon	BMW - 2 Litre	8	5.449	1.765	1:13.337	2	132.539	1:13.353	0
5	701	Michael Kennedy	BMW - 2 Litre	8	7.885	2.436	1:14.328	8	130.772	1:14.471	0
6	136	Amy Smith	BMW - Open C	8	11.466	3.581	1:16.267	2	127.447	1:16.492	0
7	747	Shane Geddes	BMW - 2 Litre	8	12.513	1.047	1:14.604	3	130.288	1:14.644	0
8	88	Will Klava	BMW - 2 Litre	8	12.624	0.111	1:17.773	8	124.979	1:18.933	0
9	83	Nigel Patterson	BMW - Open C	8	14.736	2.112	1:16.612	3	126.873	1:17.088	0
10	168	Neville Carpenter	BMW - 2 Litre	8	18.128	3.392	1:15.968	2	127.949	1:16.713	0
11	72	Martyn Seddon	BMW - 2 Litre	8	18.268	0.140	1:16.319	4	127.360	1:16.581	0
12	4	Milan Klinac	BMW - Open C	8	19.200	0.932	1:17.290	3	125.760	1:17.318	0
13	36	Gary Dawson	BMW - 2 Litre	8	23.721	4.521	1:23.892	3	115.863	1:24.079	0
14	37	Mike Johnson	BMW - 2 Litre	8	26.019	2.298	1:19.615	7	122.088	1:19.763	0
15	122	Dom Pietersen	BMW - 2 Litre	8	27.290	1.271	1:22.827	5	117.353	1:23.271	0
16	56	David O'Connor	BMW - 2 Litre	8	30.950	3.660	1:24.464	5	115.079	1:25.154	0
17	556	Peter Thrower	BMW - 2 Litre	8	31.509	0.559	1:24.014	5	115.695	1:25.032	0
18	125	Seb Pietersen	BMW - 2 Litre	8	31.915	0.406	1:23.822	4	115.960	1:24.043	0
19	666	Simon Burke	BMW - 2 Litre	8	33.242	1.327	1:23.116	8	116.945	1:24.183	0
20	929	Sully Sullivan	BMW - 2 Litre	8	36.520	3.278	1:25.147	4	114.156	1:25.310	0
21	86	Shane Lamont	BMW - 2 Litre	8	36.790	0.270	1:24.181	2	115.465	1:24.181	0
Not classified (75% = 6 Laps)											
DNF	21			5	DNF		1:18.380	4	124.011	1:18.424	0
DNF	112	Warren Parris	BMW - 2 Litre	3	DNF		1:22.065	2	118.443	1:23.151	0
DNF	33	Joanne Johnson	BMW - Open C		DNF			0	-		0

Handwritten signature and numbers:
 0829407
 11843

Announcements

Car 88 no transponder detected. Manually timed.

Margin of Victory	Avg. Speed	Best Lap Tm	Best Speed	Best Lap by
1.917	117.199	1:13.337	132.539	71 - Matthew Seddon


Results validated by Chief Timekeeper: Nick Little

Orbits

Clerk of the Course: Haylee Wallace

www.mylaps.com

Licensed to: Hampton Downs Motorsport Park



NZIGP OK Cup Challenge

Sorted on Laps

BMW Race Driver Series 2 Litre/Open C

National 2.700 km

R17 - Race 2 (8 laps) - Standing Start/Handicap

24/11/2024 11:20

Race (8 Laps) started at 11:11:36

Pos	No.	Name	Class	Laps	Diff	Gap	Best Tm	In Lap	Best Speed	2nd Best	Points
1	270	Bhagved Singh	BMW - 2 Litre	8			1:18.418	7	123.951	1:18.497	0
2	67	Peter Ball	BMW - 2 Litre	8	1.917	1.917	1:13.919	8	131.495	1:13.980	0
3	84	Ant Belsham	BMW - 2 Litre	8	3.684	1.767	1:13.583	2	132.096	1:13.695	0
4	71	Matthew Seddon	BMW - 2 Litre	8	5.449	1.765	1:13.337	2	132.539	1:13.353	0
5	701	Michael Kennedy	BMW - 2 Litre	8	7.885	2.436	1:14.328	8	130.772	1:14.471	0
6	136	Amy Smith	BMW - Open C	8	11.466	3.581	1:16.267	2	127.447	1:16.492	0
7	747	Shane Geddes	BMW - 2 Litre	8	12.513	1.047	1:14.604	3	130.288	1:14.644	0
8	88	Will Klava	BMW - 2 Litre	8	12.624	0.111	1:17.773	8	124.979	1:18.933	0
9	83	Nigel Patterson	BMW - Open C	8	14.736	2.112	1:16.612	3	126.873	1:17.088	0
10	168	Neville Carpenter	BMW - 2 Litre	8	18.128	3.392	1:15.968	2	127.949	1:16.713	0
11	72	Martyn Seddon	BMW - 2 Litre	8	18.268	0.140	1:16.319	4	127.360	1:16.581	0
12	4	Milan Klinac	BMW - Open C	8	19.200	0.932	1:17.290	3	125.760	1:17.318	0
13	36	Gary Dawson	BMW - 2 Litre	8	23.721	4.521	1:23.892	3	115.863	1:24.079	0
14	37	Mike Johnson	BMW - 2 Litre	8	26.019	2.298	1:19.615	7	122.088	1:19.763	0
15	122	Dom Pietersen	BMW - 2 Litre	8	27.290	1.271	1:22.827	5	117.353	1:23.271	0
16	56	David O'Connor	BMW - 2 Litre	8	30.950	3.660	1:24.464	5	115.079	1:25.154	0
17	556	Peter Thrower	BMW - 2 Litre	8	31.509	0.559	1:24.014	5	115.695	1:25.032	0
18	125	Seb Pietersen	BMW - 2 Litre	8	31.915	0.406	1:23.822	4	115.960	1:24.043	0
19	666	Simon Burke	BMW - 2 Litre	8	33.242	1.327	1:23.116	8	116.945	1:24.183	0
20	929	Sully Sullivan	BMW - 2 Litre	8	36.520	3.278	1:25.147	4	114.156	1:25.310	0
21	86	Shane Lamont	BMW - 2 Litre	8	36.790	0.270	1:24.181	2	115.465	1:24.181	0

Not classified (75% = 6 Laps)

DNF	21			5	DNF		1:18.380	4	124.011	1:18.424	0
DNF	112	Warren Parris	BMW - 2 Litre	3	DNF		1:22.065	2	118.443	1:23.151	0
DNF	33	Joanne Johnson	BMW - Open C		DNF			0	-		0

Handwritten signature and numbers:
 0021484
 10256

Announcements

Car 88 no transponder detected. Manually timed.
 G04 - Car 33, 15 second time penalty.

Margin of Victory	Avg. Speed	Best Lap Tm	Best Speed	Best Lap by
1.917	117.199	1:13.337	132.539	71 - Matthew Seddon


Results validated by Chief Timekeeper: Nick Little

Orbits

Clerk of the Course: Haylee Wallace

www.mylaps.com

Licensed to: Hampton Downs Motorsport Park



NZIGP OK Cup Challenge

Sorted on Laps

BMW Race Driver Series 2 Litre/Open C

National 2.700 km

R25 - Race 3 (8 laps) - Standing Start/Handicap

24/11/2024 14:30

Race (8 Laps) started at 14:27:33

Pos	No.	Name	Class	Laps	Diff	Gap	Best Tm	In Lap	Best Speed	2nd Best	Point
1	701	Michael Kennedy	BMW - 2 Litre	8			1:13.779	4	131.745	1:14.154	0
2	67	Peter Ball	BMW - 2 Litre	8	3.282	3.282	1:13.827	7	131.659	1:13.874	0
3	71	Matthew Seddon	BMW - 2 Litre	8	4.683	1.401	1:13.257	8	132.684	1:13.813	0
4	84	Ant Belsham	BMW - 2 Litre	8	7.799	3.116	1:14.367	8	130.703	1:14.485	0
5	747	Shane Geddes	BMW - 2 Litre	8	14.381	6.582	1:14.984	2	129.628	1:15.624	0
6	83	Nigel Patterson	BMW - Open C	8	15.865	1.484	1:17.328	5	125.698	1:17.553	0
7	4	Milan Klinac	BMW - Open C	8	15.875	0.010	1:17.248	5	125.829	1:18.109	0
8	88	Will Klava	BMW - 2 Litre	8	18.824	2.949	1:16.858	8	126.467	1:17.229	0
9	72	Martyn Seddon	BMW - 2 Litre	8	19.755	0.931	1:16.960	6	126.299	1:17.251	0
10	37	Mike Johnson	BMW - 2 Litre	8	19.870	0.115	1:19.393	8	122.429	1:19.557	0
11	168	Neville Carpenter	BMW - 2 Litre	8	21.904	2.034	1:17.342	8	125.676	1:17.532	0
12	270	Bhagved Singh	BMW - 2 Litre	8	23.604	1.700	1:18.508	5	123.809	1:18.560	0
13	556	Peter Thrower	BMW - 2 Litre	8	24.639	1.035	1:24.204	6	115.434	1:24.220	0
14	122	Dom Pietersen	BMW - 2 Litre	8	30.335	5.696	1:23.142	8	116.908	1:23.158	0
15	125	Seb Pietersen	BMW - 2 Litre	8	30.583	0.248	1:24.156	4	115.500	1:24.243	0
16	666	Simon Burke	BMW - 2 Litre	8	32.207	1.624	1:23.304	8	116.681	1:23.849	0
17	929	Sully Sullivan	BMW - 2 Litre	8	33.402	1.195	1:24.833	5	114.578	1:25.160	0
18	36	Gary Dawson	BMW - 2 Litre	8	38.130	4.728	1:24.100	2	115.577	1:24.308	0
Not classified (75% = 6 Laps)											
DNF	86	Shane Lamont	BMW - 2 Litre	4	DNF		1:24.577	3	114.925	1:25.273	0
DNF	136	Amy Smith	BMW - Open C	2	DNF		1:18.209	2	124.282	1:19.047	0
DNF	112	Warren Parris	BMW - 2 Litre	2	DNF		1:17.227	2	125.863		0

Handwritten:
~~1506334~~
 1506334
 2-46pm

Announcements

Car 88 manually timed - no transponder

Margin of Victory	Avg. Speed	Best Lap Tm	Best Speed	Best Lap by
3.282	116.644	1:13.257	132.684	71 - Matthew Seddon

Results validated by Chief Timekeeper: Nick Little

Orbits

Clerk of the Course: Haylee Wallace

www.mylaps.com

Licensed to: Hampton Downs Motorsport Park