

NZIGP OK Cup Challenge

Sorted on best lap time

BMW Race Driver Series Open GT/A/B

National 2.700 km

Q01 - Qualifying (15 mins)

23/11/2024 09:20

Qualifying started at 9:14:16

Pos	No.	Name	Class	Best Tm	2nd Best	Diff	Gap	Best Speed	In Lap
BMW - Open A									
1	81	Andrew Walker	BMW - Open A	1:10.507	1:10.700			137.859	4
2	73	Matt Stubbs	BMW - Open A	1:10.607	1:10.663	0.100	0.100	137.663	5
3	45	Graham Ball	BMW - Open A	1:10.995	1:12.216	0.488	0.388	136.911	5
4	124	Phil Pietersen	BMW - Open A	1:11.299	1:11.622	0.792	0.304	136.327	8
5	26	Brent Forman	BMW - Open A	1:11.409	1:21.072	0.902	0.110	136.117	2
6	62	Murray Garland	BMW - Open A	1:12.551	1:13.094	2.044	1.142	133.975	6
7	93	Michael Selak	BMW - Open A	1:13.396	1:16.034	2.889	0.845	132.432	4
8	3	Harvey Gray	BMW - Open A	1:17.548	1:20.077	7.041	4.152	125.342	3

BMW - Open B


1	811	Andrew Sharp	BMW - Open B	1:13.396	1:15.995			132.432	8
2	6	Barry Kirk-Burnnand	BMW - Open B	1:13.728	1:15.535	0.332	0.332	131.836	5
3	107	Chris Sparg	BMW - Open B	1:13.754	1:13.812	0.358	0.026	131.789	7
4	907	Daryl Mitchell	BMW - Open B	1:13.857	1:16.192	0.461	0.103	131.606	4
5	700	Rick Donaldson	BMW - Open B	1:14.028	1:14.394	0.632	0.171	131.302	4
6	64	David Whitburn	BMW - Open B	1:14.337	1:15.640	0.941	0.309	130.756	4
7	70	Frank May	BMW - Open B	1:15.981	1:16.880	2.585	1.644	127.927	4
8	166	Arran Crighton	BMW - Open B	1:17.967	1:18.031	4.571	1.986	124.668	7
9	323	Charles Dempsey	BMW - Open B	1:26.861	1:27.815	13.465	8.894	111.903	4

BMW - Open GT

1	777	Bob Sievwright	BMW - Open GT	1:06.798	1:07.312			145.513	5
2	514	Martin Irvine	BMW - Open GT	1:07.888	1:08.320	1.090	1.090	143.177	5

Announcements

Car 907 - no transponder, manual timing



Sorted on Laps

NZIGP OK Cup Challenge

BMW Race Driver Series Open GT/A/B

National 2.700 km

R02 - Race 1 (10 laps) - Standing Start/Scratch

23/11/2024 13:35

Race (10 Laps) started at 13:58:14



Pos	No.	Name	Class	Laps	Diff	Gap	Best Tm	In Lap	Best Speed	2nd Best	Points
1	45	Graham Ball	BMW - Open A	10			1:10.853	9	137.185	1:11.143	0
2	514	Martin Irvine	BMW - Open GT	10	0.577	0.577	1:09.323	10	140.213	1:09.728	0
3	73	Matt Stubbs	BMW - Open A	10	5.846	5.269	1:11.178	9	136.559	1:11.199	0
4	777	Bob Sievwright	BMW - Open GT	10	21.649	15.803	1:08.020	10	142.899	1:09.883	0
5	26	Brent Forman	BMW - Open A	10	29.881	8.232	1:12.370	10	134.310	1:12.538	0
6	81	Andrew Walker	BMW - Open A	10	31.794	1.913	1:12.364	10	134.321	1:13.547	0
7	811	Andrew Sharp	BMW - Open B	10	32.085	0.291	1:13.002	10	133.147	1:13.034	0
8	107	Chris Sparg	BMW - Open B	10	37.760	5.675	1:13.817	9	131.677	1:14.234	0
9	64	David Whitburn	BMW - Open B	10	38.153	0.393	1:14.354	9	130.726	1:14.453	0
10	700	Rick Donaldson	BMW - Open B	10	39.068	0.915	1:13.043	10	133.072	1:14.023	0
11	10	Martin Day	BMW - Open B	10	43.247	4.179	1:14.031	9	131.296	1:14.350	0
12	93	Michael Selak	BMW - Open A	10	43.737	0.490	1:13.500	10	132.245	1:13.734	0
13	62	Murray Garland	BMW - Open A	10	45.535	1.798	1:13.924	10	131.486	1:15.221	0
14	6	Barry Kirk-Burnnand	BMW - Open B	10	48.634	3.099	1:13.969	10	131.406	1:14.707	0
15	70	Frank May	BMW - Open B	10	53.446	4.812	1:15.427	9	128.866	1:16.123	0
16	166	Arran Crighton	BMW - Open B	10	1:00.120	6.674	1:18.140	7	124.392	1:18.267	0
17	124	Phil Pietersen	BMW - Open A	9	1 Lap	1 Lap	1:16.209	9	127.544	1:17.502	0
Not classified (75% = 8 Laps)											
DNF	907	Daryl Mitchell	BMW - Open B		DNF			0	-		0

[Handwritten signature]
 20/05/24
 2:41PM

Margin of Victory	Avg. Speed	Best Lap Tm	Best Speed	Best Lap by
0.577	127.493	1:08.020	142.899	777 - Bob Sievwright


Results validated by Chief Timekeeper: Nick Little

Orbits

Clerk of the Course: Haylee Wallace

www.mylaps.com

Licensed to: Hampton Downs Motorsport Park



NZIGP OK Cup Challenge

Sorted on Laps

BMW Race Driver Series Open GT/A/B

National 2.700 km

R02 - Race 1 (10 laps) - Standing Start/Scratch

23/11/2024 13:35

Race (10 Laps) started at 13:58:14



Pos	No.	Name	Class	Laps	Diff	Gap	Best Tm	In Lap	Best Speed	2nd Best	Points
BMW - Open A											
1	45	Graham Ball	BMW - Open A	10			1:10.853	9	137.185	1:11.143	0
2	73	Matt Stubbs	BMW - Open A	10	5.846	5.846	1:11.178	9	136.559	1:11.199	0
3	26	Brent Forman	BMW - Open A	10	29.881	24.035	1:12.370	10	134.310	1:12.538	0
4	81	Andrew Walker	BMW - Open A	10	31.794	1.913	1:12.364	10	134.321	1:13.547	0
5	93	Michael Selak	BMW - Open A	10	43.737	11.943	1:13.500	10	132.245	1:13.734	0
6	62	Murray Garland	BMW - Open A	10	45.535	1.798	1:13.924	10	131.486	1:15.221	0
7	124	Phil Pietersen	BMW - Open A	9	1 Lap	1 Lap	1:16.209	9	127.544	1:17.502	0
BMW - Open B											
1	811	Andrew Sharp	BMW - Open B	10			1:13.002	10	133.147	1:13.034	0
2	107	Chris Sparg	BMW - Open B	10	5.675	5.675	1:13.817	9	131.677	1:14.234	0
3	64	David Whitburn	BMW - Open B	10	6.068	0.393	1:14.354	9	130.726	1:14.453	0
4	700	Rick Donaldson	BMW - Open B	10	6.983	0.915	1:13.043	10	133.072	1:14.023	0
5	10	Martin Day	BMW - Open B	10	11.162	4.179	1:14.031	9	131.296	1:14.350	0
6	6	Barry Kirk-Burnnand	BMW - Open B	10	16.549	5.387	1:13.969	10	131.406	1:14.707	0
7	70	Frank May	BMW - Open B	10	21.361	4.812	1:15.427	9	128.866	1:16.123	0
8	166	Arran Crighton	BMW - Open B	10	28.035	6.674	1:18.140	7	124.392	1:18.267	0
Not classified (75% = 8 Laps)											
DNF	907	Daryl Mitchell	BMW - Open B		DNF			0	-		0
BMW - Open GT											
1	514	Martin Irvine	BMW - Open GT	10			1:09.323	10	140.213	1:09.728	0
2	777	Bob Sievwright	BMW - Open GT	10	21.072	21.072	1:08.020	10	142.899	1:09.883	0

Margin of Victory	Avg. Speed	Best Lap Tm	Best Speed	Best Lap by
0.577	127.493	1:08.020	142.899	777 - Bob Sievwright


Results validated by Chief Timekeeper: Nick Little

Orbits

Clerk of the Course: Haylee Wallace

www.mylaps.com

Licensed to: Hampton Downs Motorsport Park



NZIGP OK Cup Challenge

Sorted on Laps

BMW Race Driver Series Open GT/A/B

National 2.700 km

R11 - Race 2 (8 laps) - Standing Start/Handicap

24/11/2024 09:20

Race (8 Laps) started at 9:17:16

Pos	No.	Name	Class	Laps	Diff	Gap	Best Tm	In Lap	Best Speed	2nd Best	Points
1	777	Bob Sievwright	BMW - Open GT	8			1:06.972	4	145.135	1:07.307	0
2	811	Andrew Sharp	BMW - Open B	8	2.310	2.310	1:11.891	8	135.205	1:11.961	0
3	45	Graham Ball	BMW - Open A	8	3.161	0.851	1:09.983	2	138.891	1:10.172	0
4	514	Martin Irvine	BMW - Open GT	8	3.987	0.826	1:08.628	8	141.633	1:08.675	0
5	73	Matt Stubbs	BMW - Open A	8	6.804	2.817	1:10.290	5	138.284	1:10.436	0
6	64	David Whitburn	BMW - Open B	8	8.828	2.024	1:12.726	5	133.652	1:13.539	0
7	107	Chris Sparg	BMW - Open B	8	10.025	1.197	1:13.212	5	132.765	1:13.253	0
8	81	Andrew Walker	BMW - Open A	8	10.651	0.626	1:10.912	7	137.071	1:11.065	0
9	166	Arran Crichton	BMW - Open B	8	15.469	4.818	1:17.758	5	125.003	1:17.940	0
10	70	Frank May	BMW - Open B	8	15.544	0.075	1:15.502	5	128.738	1:15.747	0
11	6	Barry Kirk-Burnnand	BMW - Open B	8	15.914	0.370	1:13.072	8	133.019	1:14.070	0
12	124	Phil Pietersen	BMW - Open A	8	16.053	0.139	1:11.799	2	135.378	1:12.048	0
13	93	Michael Selak	BMW - Open A	8	19.688	3.635	1:12.625	8	133.838	1:12.759	0
14	62	Murray Garland	BMW - Open A	8	23.551	3.863	1:12.418	8	134.221	1:12.633	0
15	700	Rick Donaldson	BMW - Open B	8	41.809	18.258	1:14.190	2	131.015	1:15.059	0
Not classified (75% = 6 Laps)											
DNF	10	Martin Day	BMW - Open B	6	DNF		1:14.452	2	130.554	1:14.842	0
DNF	26	Brent Forman	BMW - Open A	4	DNF		1:10.538	4	137.798	1:10.817	0

Handwritten:
 1506334
 9-50am.

Margin of Victory	Avg. Speed	Best Lap Tm	Best Speed	Best Lap by
2.310	126.308	1:06.972	145.135	777 - Bob Sievwright


Results validated by Chief Timekeeper: Nick Little

Orbits

Clerk of the Course: Haylee Wallace

www.mylaps.com

Licensed to: Hampton Downs Motorsport Park



NZIGP OK Cup Challenge

Sorted on Laps

BMW Race Driver Series Open GT/A/B

National 2.700 km

R11 - Race 2 (8 laps) - Standing Start/Handicap

24/11/2024 09:20

Race (8 Laps) started at 9:17:16

Pos	No.	Name	Class	Laps	Diff	Gap	Best Tm	In Lap	Best Speed	2nd Best	Points
BMW - Open A											
1	45	Graham Ball	BMW - Open A	8			1:09.983	2	138.891	1:10.172	0
2	73	Matt Stubbs	BMW - Open A	8	3.643	3.643	1:10.290	5	138.284	1:10.436	0
3	81	Andrew Walker	BMW - Open A	8	7.490	3.847	1:10.912	7	137.071	1:11.065	0
4	124	Phil Pietersen	BMW - Open A	8	12.892	5.402	1:11.799	2	135.378	1:12.048	0
5	93	Michael Selak	BMW - Open A	8	16.527	3.635	1:12.625	8	133.838	1:12.759	0
6	62	Murray Garland	BMW - Open A	8	20.390	3.863	1:12.418	8	134.221	1:12.633	0
Not classified (75% = 6 Laps)											
DNF	26	Brent Forman	BMW - Open A	4	DNF		1:10.538	4	137.798	1:10.817	0
BMW - Open B											
1	811	Andrew Sharp	BMW - Open B	8			1:11.891	8	135.205	1:11.961	0
2	64	David Whitburn	BMW - Open B	8	6.518	6.518	1:12.726	5	133.652	1:13.539	0
3	107	Chris Sparg	BMW - Open B	8	7.715	1.197	1:13.212	5	132.765	1:13.253	0
4	166	Arran Crighton	BMW - Open B	8	13.159	5.444	1:17.758	5	125.003	1:17.940	0
5	70	Frank May	BMW - Open B	8	13.234	0.075	1:15.502	5	128.738	1:15.747	0
6	6	Barry Kirk-Burnnand	BMW - Open B	8	13.604	0.370	1:13.072	8	133.019	1:14.070	0
7	700	Rick Donaldson	BMW - Open B	8	39.499	25.895	1:14.190	2	131.015	1:15.059	0
Not classified (75% = 6 Laps)											
DNF	10	Martin Day	BMW - Open B	6	DNF		1:14.452	2	130.554	1:14.842	0
BMW - Open GT											
1	777	Bob Sievwright	BMW - Open GT	8			1:06.972	4	145.135	1:07.307	0
2	514	Martin Irvine	BMW - Open GT	8	3.987	3.987	1:08.628	8	141.633	1:08.675	0

Margin of Victory	Avg. Speed	Best Lap Tm	Best Speed	Best Lap by
2.310	126.308	1:06.972	145.135	777 - Bob Sievwright


Results validated by Chief Timekeeper: Nick Little

Orbits

Clerk of the Course: Haylee Wallace

www.mylaps.com

Licensed to: Hampton Downs Motorsport Park



NZIGP OK Cup Challenge

Sorted on Laps

BMW Race Driver Series Open GT/A/B

National 2.700 km

R11 - Race 2 (8 laps) - Standing Start/Handicap

24/11/2024 09:20

Race (8 Laps) started at 9:17:16

Pos	No.	Name	Class	Laps	Diff	Gap	Best Tm	In Lap	Best Speed	2nd Best	Point
1	777	Bob Sievwright	BMW - Open GT	8			1:06.972	4	145.135	1:07.307	0
2	811	Andrew Sharp	BMW - Open B	8	2.310	2.310	1:11.891	8	135.205	1:11.961	0
3	45	Graham Ball	BMW - Open A	8	3.161	0.851	1:09.983	2	138.891	1:10.172	0
4	514	Martin Irvine	BMW - Open GT	8	3.987	0.826	1:08.628	8	141.633	1:08.675	0
5	73	Matt Stubbs	BMW - Open A	8	6.804	2.817	1:10.290	5	138.284	1:10.436	0
6	64	David Whitburn	BMW - Open B	8	8.828	2.024	1:12.726	5	133.652	1:13.539	0
7	107	Chris Sparg	BMW - Open B	8	10.025	1.197	1:13.212	5	132.765	1:13.253	0
8	81	Andrew Walker	BMW - Open A	8	10.651	0.626	1:10.912	7	137.071	1:11.065	0
9	166	Arran Crighton	BMW - Open B	8	15.469	4.818	1:17.758	5	125.003	1:17.940	0
10	70	Frank May	BMW - Open B	8	15.544	0.075	1:15.502	5	128.738	1:15.747	0
11	6	Barry Kirk-Burnnand	BMW - Open B	8	15.914	0.370	1:13.072	8	133.019	1:14.070	0
12	124	Phil Pietersen	BMW - Open A	8	16.053	0.139	1:11.799	2	135.378	1:12.048	0
13	93	Michael Selak	BMW - Open A	8	19.688	3.635	1:12.625	8	133.838	1:12.759	0
14	62	Murray Garland	BMW - Open A	8	23.551	3.863	1:12.418	8	134.221	1:12.633	0
15	700	Rick Donaldson	BMW - Open B	8	41.809	18.258	1:14.190	2	131.015	1:15.059	0
Not classified (75% = 6 Laps)											
DNF	10	Martin Day	BMW - Open B	6	DNF		1:14.452	2	130.554	1:14.842	0
DNF	26	Brent Forman	BMW - Open A	4	DNF		1:10.538	4	137.798	1:10.817	0

Handwritten signature and numbers: 0821484 1:255

Announcements

G03 - Car 26, 15 second time penalty

Margin of Victory	Avg. Speed	Best Lap Tm	Best Speed	Best Lap by
2.310	126.308	1:06.972	145.135	777 - Bob Sievwright


Results validated by Chief Timekeeper: Nick Little

Orbits

Clerk of the Course: Haylee Wallace

www.mylaps.com

Licensed to: Hampton Downs Motorsport Park



NZIGP OK Cup Challenge

Sorted on Laps

BMW Race Driver Series Open GT/A/B


National 2.700 km

R19 - Race 3 (8 laps) - Standing Start/Handicap

24/11/2024 12:30

Race (8 Laps) started at 12:29:53

Pos	No.	Name	Class	Laps	Diff	Gap	Best Tm	In Lap	Best Speed	2nd Best	Points
1	166	Arran Crighton	BMW - Open B	8			1:16.289	2	127.410	1:16.476	0
2	107	Chris Sparg	BMW - Open B	8	1.028	1.028	1:13.031	8	133.094	1:13.257	0
3	811	Andrew Sharp	BMW - Open B	8	3.244	2.216	1:11.900	4	135.188	1:12.145	0
4	777	Bob Sievwright	BMW - Open GT	8	3.830	0.586	1:07.759	5	143.450	1:08.045	0
5	73	Matt Stubbs	BMW - Open A	8	3.981	0.151	1:10.156	4	138.548	1:10.261	0
6	64	David Whitburn	BMW - Open B	8	6.982	3.001	1:12.944	3	133.253	1:13.446	0
7	124	Phil Pietersen	BMW - Open A	8	7.045	0.063	1:11.805	6	135.367	1:12.052	0
8	93	Michael Selak	BMW - Open A	8	7.592	0.547	1:12.376	2	134.299	1:13.186	0
9	81	Andrew Walker	BMW - Open A	8	7.743	0.151	1:10.743	2	137.399	1:11.665	0
10	45	Graham Ball	BMW - Open A	8	8.834	1.091	1:10.185	2	138.491	1:10.474	0
11	700	Rick Donaldson	BMW - Open B	8	11.301	2.467	1:13.557	5	132.142	1:14.107	0
12	70	Frank May	BMW - Open B	8	13.086	1.785	1:15.145	6	129.350	1:15.303	0
13	62	Murray Garland	BMW - Open A	8	14.254	1.168	1:13.298	8	132.609	1:13.334	0
14	6	Barry Kirk-Burnnand	BMW - Open B	8	16.913	2.659	1:14.423	3	130.605	1:14.823	0
Not classified (75% = 6 Laps)											
DNF	514	Martin Irvine	BMW - Open GT	7	DNF		1:08.593	4	141.705	1:08.843	0



0920(487)
12:30

Margin of Victory	Avg. Speed	Best Lap Tm	Best Speed	Best Lap by
1.028	125.796	1:07.759	143.450	777 - Bob Sievwright

Results validated by Chief Timekeeper: Nick Little

Orbits

Clerk of the Course: Haylee Wallace

www.mylaps.com

Licensed to: Hampton Downs Motorsport Park