


BMW Race Driver Series 2 Litre/Open C

Taupo International Track 3.320 km

Q04 - Qualifying (15 mins)

4/01/2025 10:00

Qualifying (15:00 Time) started at 9:56:13



Pos	No.	Name	Class	Best Tm	Diff	Gap	Best Speed	In Lap	Total Tm	Model
1	71	Matthew Seddon	BMW RDS - 2 Litre	1:41.135			118.179	7	16:49.380	320i - 2000cc (1)
2	17	Samuel Dunstall	BMW RDS - 2 Litre	1:42.105	0.970	0.970	117.056	7	16:39.178	320i - 2000cc (1)
3	747	Shane Geddes	BMW RDS - 2 Litre	1:42.288	1.153	0.183	116.847	4	11:37.959	320i - 2000cc (2)
4	84	Ant Belsham	BMW RDS - 2 Litre	1:43.037	1.902	0.749	115.997	5	14:28.996	325i - 2000cc (1)
5	67	Peter Ball	BMW RDS - 2 Litre	1:43.102	1.967	0.065	115.924	3	15:11.481	320i - 2000cc (1)
6	701	Michael Kennedy	BMW RDS - 2 Litre	1:43.456	2.321	0.354	115.527	4	15:03.939	320i - 1998cc (1)
7	72	Martyn Seddon	BMW RDS - 2 Litre	1:44.549	3.414	1.093	114.320	3	15:35.413	320i - 2000cc (1)
8	4	Milan Klinac	BMW RDS - Open C	1:46.104	4.969	1.555	112.644	6	16:45.581	Mini Cooper - 27
9	217	John McDonald	BMW RDS - Open C	1:47.137	6.002	1.033	111.558	5	15:44.475	330i - 2979cc (2)
10	83	Nigel Patterson	BMW RDS - Open C	1:48.044	6.909	0.907	110.622	2	15:26.568	320i - 3450cc (1)
11	82	Carter Rinkin	BMW RDS - Open C	1:48.528	7.393	0.484	110.128	4	16:32.070	323i - 2494cc (1)
12	168	Neville Carpenter	BMW RDS - 2 Litre	1:49.417	8.282	0.889	109.233	2	15:28.286	320i - 2000cc (1)
13	29	Greg Dutton	BMW RDS - Open C	1:50.276	9.141	0.859	108.383	6	16:24.553	330i - 3000cc (2)
14	88	Will Klava	BMW RDS - 2 Litre	1:50.412	9.277	0.136	108.249	4	16:07.428	318is - 1998cc (1)
15	270	Bhagved Singh	BMW RDS - 2 Litre	1:51.767	10.632	1.355	106.937	6	16:07.049	320i - 1991cc (1)
16	13	Rachel Flynn	BMW RDS - Open C	1:51.859	10.724	0.092	106.849	4	16:58.510	325i - 2494cc (1)
17	33	Joanne Johnson	BMW RDS - Open C	1:52.565	11.430	0.706	106.179	3	14:24.461	320i - 2200cc (2)
18	556	Peter Thrower	BMW RDS - 2 Litre	1:53.981	12.846	1.416	104.860	6	17:34.841	320i - 2000cc (1)
19	122	Dom Pietersen	BMW RDS - 2 Litre	1:54.225	13.090	0.244	104.636	5	16:41.601	318i - 2000cc (1)
20	37	Mike Johnson	BMW RDS - 2 Litre	1:54.901	13.766	0.676	104.020	2	9:03.952	328i - 1990cc (1)
21	36	Gary Dawson	BMW RDS - 2 Litre	1:55.794	14.659	0.893	103.218	6	16:29.280	318i - 2000cc (1)
22	666	Simon Burke	BMW RDS - 2 Litre	1:56.099	14.964	0.305	102.947	5	15:19.804	316i - 1800cc (1)
23	125	Seb Pietersen	BMW RDS - 2 Litre	1:57.679	16.544	1.580	101.564	5	16:36.383	318i - 1796cc (1)
24	100	Matt Wallace	BMW RDS - 2 Litre	1:57.840	16.705	0.161	101.426	6	16:53.728	320i - 2000cc (1)
25	929	Sully Sullivan	BMW RDS - 2 Litre	2:00.036	18.901	2.196	99.570	4	15:25.749	320i - 1998cc (1)

Results validated by Chief Timekeeper: Nick Little

Orbits

Clerk of the Course: Peter Woodward

www.mylaps.com

Licensed to: Taupo International Motorsport Park



Sorted on Laps

NZIGP Tasman Revival


BMW Race Driver Series 2 Litre/Open C

Taupo International Track 3.320 km

R04 - Class Race 1 (10 laps) - Standing/Scratch

4/01/2025 13:13

Race (10 Laps) started at 13:35:14



Pos	No.	Name	Class	Laps	Diff	Gap	2nd Best	Best Tm	n Lap	Best Speed	Total Tm
1	17	Samuel Dunstall	BMW RDS	10			1:42.223	1:41.878	7	117.317	17:13.139
2	71	Matthew Seddon	BMW RDS	10	3.445	3.445	1:42.692	1:42.637	6	116.449	17:16.584
3	67	Peter Ball	BMW RDS	10	3.980	0.535	1:42.696	1:42.654	6	116.430	17:17.119
4	701	Michael Kennedy	BMW RDS	10	47.687	43.707	1:45.837	1:45.784	8	112.985	18:00.826
5	4	Milan Klinac	BMW RDS	10	50.628	2.941	1:46.239	1:45.626	8	113.154	18:03.767
6	747	Shane Geddes	BMW RDS	10	50.689	0.061	1:43.202	1:42.807	5	116.257	18:03.828
7	168	Neville Carpenter	BMW RDS	10	59.765	9.076	1:46.506	1:46.277	4	112.461	18:12.904
8	83	Nigel Patterson	BMW RDS	10	1:02.374	2.609	1:48.607	1:48.350	5	110.309	18:15.513
9	217	John McDonald	BMW RDS	10	1:07.786	5.412	1:48.155	1:47.806	4	110.866	18:20.925
10	88	Will Klava	BMW RDS	10	1:10.075	2.289	1:47.542	1:46.218	10	112.523	18:23.214
11	82	Carter Rinkin	BMW RDS	10	1:13.654	3.579	1:48.765	1:48.412	6	110.246	18:26.793
12	270	Bhagved Singh	BMW RDS	10	1:31.173	17.519	1:50.340	1:49.625	6	109.026	18:44.312
13	33	Joanne Johnson	BMW RDS	9	1 Lap	1 Lap	1:51.136	1:50.912	6	107.761	17:13.923
14	37	Mike Johnson	BMW RDS	9	1 Lap	1.585	1:51.405	1:51.167	6	107.514	17:15.508
15	13	Rachel Flynn	BMW RDS	9	1 Lap	0.840	1:52.486	1:52.419	6	106.317	17:16.348
16	122	Dom Pietersen	BMW RDS	9	1 Lap	23.455	1:55.440	1:55.370	9	103.597	17:39.803
17	556	Peter Thrower	BMW RDS	9	1 Lap	2.264	1:55.213	1:54.664	6	104.235	17:42.067
18	36	Gary Dawson	BMW RDS	9	1 Lap	0.971	1:55.447	1:55.331	4	103.632	17:43.038
19	100	Matt Wallace	BMW RDS	9	1 Lap	1.377	1:55.104	1:54.914	8	104.008	17:44.415
20	666	Simon Burke	BMW RDS	9	1 Lap	2.530	1:54.865	1:54.684	9	104.217	17:46.945
21	125	Seb Pietersen	BMW RDS	9	1 Lap	13.880	1:56.861	1:56.829	5	102.303	18:00.825
22	929	Sully Sullivan	BMW RDS	9	1 Lap	3.241	1:57.929	1:57.139	4	102.033	18:04.066
Not qualified (75% = 8 Laps)											
DNF	29	Greg Dutton	BMW RDS	9	DNF		1:50.498	1:50.329	7	108.331	17:00.467

Handwritten signature and time: 15:40

Announcements

Car 125 - intermittent transponder, laps and position corrected.

Margin of Victory	Avg. Speed	Best Lap Tm	Best Speed	Best Lap by
3.445	115.686	1:41.878	117.317	17 - Samuel Dunstall

Results validated by Chief Timekeeper: Nick Little

Orbits

Clerk of the Course: Peter Woodward

www.mylaps.com

Licensed to: Taupo International Motorsport Park


NZIGP Tasman Revival
Sorted on Laps

BMW Race Driver Series 2 Litre/Open C


Taupo International Track 3.320 km

R13 - Class Race 2 (8 laps) - Standing Flag/Handicap

5/01/2025 10:28

Race (8 Laps) started at 10:55:43

Pos	No.	Name	Class	Laps	Diff	Gap	2nd Best	Best Tm	n Lap	Best Speed	Total Tm
1	17	Samuel Dunstall	BMW RDS	8			1:50.417	1:50.191	8	108.466	16:45.829
2	747	Shane Geddes	BMW RDS	8	0.323	0.323	1:50.091	1:49.959	6	108.695	16:46.152
3	67	Peter Ball	BMW RDS	8	12.456	12.133	1:53.078	1:52.942	6	105.824	16:58.285
4	217	John McDonald	BMW RDS	8	22.526	10.070	1:57.849	1:56.373	6	102.704	17:08.355
5	4	Milan Klinac	BMW RDS	8	44.437	21.911	1:58.373	1:57.891	5	101.382	17:30.266
6	701	Michael Kennedy	BMW RDS	8	54.603	10.166	1:58.525	1:58.150	7	101.160	17:40.432
7	88	Will Klava	BMW RDS	8	1:03.068	8.465	1:59.817	1:59.346	6	100.146	17:48.897
8	666	Simon Burke	BMW RDS	8	1:20.776	17.708	2:10.515	2:10.312	8	91.718	18:06.605
9	100	Matt Wallace	BMW RDS	8	1:21.546	0.770	2:10.257	2:09.561	7	92.250	18:07.375
10	83	Nigel Patterson	BMW RDS	8	1:25.841	4.295	2:06.573	2:06.059	7	94.813	18:11.670
11	556	Peter Thrower	BMW RDS	8	1:26.826	0.985	2:10.579	2:09.261	8	92.464	18:12.655
12	82	Carter Rinkin	BMW RDS	8	1:27.257	0.431	2:05.729	2:04.171	8	96.254	18:13.086
13	13	Rachel Flynn	BMW RDS	8	1:53.592	26.335	2:12.795	2:12.142	8	90.448	18:39.421
14	29	Greg Dutton	BMW RDS	8	2:07.450	13.858	2:10.843	2:10.073	5	91.887	18:53.279
15	168	Neville Carpenter	BMW RDS	8	2:08.455	1.005	2:09.645	2:09.349	8	92.401	18:54.284
16	71	Matthew Seddon	BMW RDS	7	1 Lap	1 Lap	2:08.969	2:08.866	1	92.748	16:53.492
17	36	Gary Dawson	BMW RDS	7	1 Lap	1.673	2:19.814	2:19.040	5	85.961	16:55.165
18	125	Seb Pietersen	BMW RDS	7	1 Lap	0.715	2:19.157	2:17.082	7	87.189	16:55.880
19	929	Sully Sullivan	BMW RDS	7	1 Lap	10.912	2:19.105	2:18.146	7	86.517	17:06.792
20	33	Joanne Johnson	BMW RDS	7	1 Lap	17.723	2:17.967	2:17.824	5	86.719	17:24.515
21	270	Bhagved Singh	BMW RDS	7	1 Lap	15.131	2:19.868	2:18.768	4	86.129	17:39.646
22	72	Martyn Seddon	BMW RDS	7	1 Lap	59.885	2:21.885	2:18.543	7	86.269	18:39.531
Not qualified (75% = 6 Laps)											
DNF	122	Dom Pietersen	BMW RDS		DNF				0	-	20.876



Margin of Victory	Avg. Speed	Best Lap Tm	Best Speed	Best Lap by
0.323	95.062	1:49.959	108.695	747 - Shane Geddes

Results validated by Chief Timekeeper: Nick Little

Orbits

Clerk of the Course: Peter Woodward

www.mylaps.com

Licensed to: Taupo International Motorsport Park

NZIGP Tasman Revival

BMW Race Driver Series 2 Litre/Open C


Taupo International Track 3.320 km

R21 - Class Race 3 (8 laps) - Standing Flag/Handicap

5/01/2025 13:57

Race (8 Laps) started at 14:46:24

Pos	No.	Name	Class	Laps	Diff	Gap	2nd Best	Best Tm	n Lap	Best Speed	Total Tm
1	17	Samuel Dunstall	BMW RDS	8			1:40.375	1:39.955	2	119.574	15:15.780
2	83	Nigel Patterson	BMW RDS	8	1.712	1.712	1:46.620	1:46.250	8	112.489	15:17.492
3	67	Peter Ball	BMW RDS	8	8.823	7.111	1:43.340	1:42.475	2	116.633	15:24.603
4	747	Shane Geddes	BMW RDS	8	9.011	0.188	1:42.145	1:42.003	5	117.173	15:24.791
5	82	Carter Rinkin	BMW RDS	8	15.133	6.122	1:47.941	1:47.747	5	110.927	15:30.913
6	701	Michael Kennedy	BMW RDS	8	16.717	1.584	1:44.780	1:43.359	8	115.636	15:32.497
7	125	Seb Pietersen	BMW RDS	8	20.972	4.255	1:55.640	1:55.574	5	103.414	15:36.752
8	72	Martyn Seddon	BMW RDS	8	29.317	8.345	1:45.624	1:45.538	2	113.248	15:45.097
9	29	Greg Dutton	BMW RDS	8	30.668	1.351	1:51.145	1:50.636	5	108.030	15:46.448
10	13	Rachel Flynn	BMW RDS	8	31.442	0.774	1:52.502	1:51.896	5	106.813	15:47.222
11	122	Dom Pietersen	BMW RDS	8	32.288	0.846	1:54.792	1:54.381	4	104.493	15:48.068
12	168	Neville Carpenter	BMW RDS	8	32.396	0.108	1:47.735	1:47.491	5	111.191	15:48.176
13	4	Milan Klinac	BMW RDS	8	32.999	0.603	1:47.852	1:47.304	5	111.384	15:48.779
14	666	Simon Burke	BMW RDS	8	35.597	2.598	1:54.496	1:54.311	4	104.557	15:51.377
15	217	John McDonald	BMW RDS	8	36.456	0.859	1:49.763	1:49.670	3	108.981	15:52.236
16	88	Will Klava	BMW RDS	8	36.967	0.511	1:47.765	1:47.687	7	110.988	15:52.747
17	36	Gary Dawson	BMW RDS	8	41.716	4.749	1:56.231	1:56.181	4	102.874	15:57.496
18	33	Joanne Johnson	BMW RDS	8	42.896	1.180	1:53.101	1:52.543	8	106.199	15:58.676
19	929	Sully Sullivan	BMW RDS	8	44.068	1.172	1:57.615	1:57.511	8	101.710	15:59.848
20	556	Peter Thrower	BMW RDS	8	46.285	2.217	1:55.399	1:54.696	8	104.206	16:02.065
21	100	Matt Wallace	BMW RDS	8	1:12.434	26.149	1:54.768	1:54.699	8	104.203	16:28.214
Not qualified (75% = 6 Laps)											
JNF	71	Matthew Seddon	BMW RDS	7	DNF		1:40.703	1:40.613	3	118.792	13:52.321



Margin of Victory	Avg. Speed	Best Lap Tm	Best Speed	Best Lap by
1.712	104.409	1:39.955	119.574	17 - Samuel Dunstall

Results validated by Chief Timekeeper: Nick Little

Orbits

Clerk of the Course: Peter Woodward

www.mylaps.com

Licensed to: Taupo International Motorsport Park