


BMW Race Driver Series NEXEN Tyre E46

Taupo International Track 3.320 km


Q06 - Qualifying (15 mins)

4/01/2025 10:40

Qualifying started at 10:35:45



Pos	No.	Name	Class	Best Tm	Diff	Gap	Best Speed	In Lap	Total Tm	Model
1	90	Sebastian Noble	BMW RDS - NEXEN Tyre E4	1:46.455			112.273	2	16:09.382	318i - 2200cc (1)
2	991	Lee Zeltwanger	BMW RDS - NEXEN Tyre E4	1:46.662	0.207	0.207	112.055	3	16:16.070	320i - 2170cc (2)
3	337	Taylor Mitchell	BMW RDS - NEXEN Tyre E4	1:46.741	0.286	0.079	111.972	6	15:31.278	320i - 2171cc (2)
4	86	Ayden Lamont	BMW RDS - NEXEN Tyre E4	1:47.034	0.579	0.293	111.665	5	16:31.788	320i - 2170cc (2)
5	7	Emily Robb	BMW RDS - NEXEN Tyre E4	1:47.400	0.945	0.366	111.285	4	16:43.697	320i - 2197cc (2)
6	110	Ajay Giddy	BMW RDS - NEXEN Tyre E4	1:47.816	1.361	0.416	110.856	7	15:34.458	320i - 2200cc (2)
7	197	Zane Hills	BMW RDS - NEXEN Tyre E4	1:47.846	1.391	0.030	110.825	2	15:20.200	323i - 2300cc (2)
8	80	Matthew Day	BMW RDS - NEXEN Tyre E4	1:47.901	1.446	0.055	110.768	6	16:33.020	320i - 2200cc (2)
9	45	Graham Ball	BMW RDS - NEXEN Tyre E4	1:48.130	1.675	0.229	110.534	5	16:31.466	318i - 2200cc (2)
10	260	Nic McIndoe	BMW RDS - NEXEN Tyre E4	1:48.598	2.143	0.468	110.057	6	15:39.623	320i - 2200cc (2)
11	58	Steve Chapman	BMW RDS - NEXEN Tyre E4	1:48.798	2.343	0.200	109.855	7	15:17.607	320i - 2200cc (2)
12	222	Henry O'Leary	BMW RDS - NEXEN Tyre E4	1:49.251	2.796	0.453	109.399	3	16:47.690	320i - 2200cc (2)
13	230	Mitch Rawson	BMW RDS - NEXEN Tyre E4	1:49.426	2.971	0.175	109.224	4	16:55.569	320i - 2200cc (2)
14	443	Joe Wilson	BMW RDS - NEXEN Tyre E4	1:49.549	3.094	0.123	109.102	6	15:33.421	325i - 2200cc (2)
15	469	Louise Rawson	BMW RDS - NEXEN Tyre E4	1:49.690	3.235	0.141	108.962	1	15:16.072	320i - 2200cc (2)
16	95	Dana O'Leary	BMW RDS - NEXEN Tyre E4	1:49.733	3.278	0.043	108.919	6	15:10.082	320i - 2171cc (2)
17	23	James McLaughlin	BMW RDS - NEXEN Tyre E4	1:50.020	3.565	0.287	108.635	8	16:53.196	318i - 2200cc (2)
18	757	Kieron Rollinson	BMW RDS - NEXEN Tyre E4	1:50.351	3.896	0.331	108.309	5	15:45.444	320i - 2171cc (2)
19	43	Riley Boswell	BMW RDS - NEXEN Tyre E4	1:50.447	3.992	0.096	108.215	3	15:26.134	320i - 2170cc (2)
20	524	Todd Leathem	BMW RDS - NEXEN Tyre E4	1:53.770	7.315	3.323	105.054	6	16:46.751	320i - 2170cc (2)



NZIGP Tasman Revival

Sorted on Laps


BMW Race Driver Series NEXEN Tyre E46

Taupo International Track 3.320 km

R06 - Class Race 1 (10 laps) - Standing/Scratch

4/01/2025 14:05

Race (10 Laps) started at 14:43:07



Pos	No.	Name	Class	Laps	Diff	Gap	2nd Best	Best Tm	n Lap	Best Speed	Total Tm
1	991	Lee Zeltwanger	BMW RDS	10			1:47.478	1:47.408	3	111.277	19:05.932
2	45	Graham Ball	BMW RDS	10	2.189	2.189	1:47.566	1:47.378	8	111.308	19:08.121
3	86	Ayden Lamont	BMW RDS	10	2.829	0.640	1:47.530	1:47.343	8	111.344	19:08.761
4	337	Taylor Mitchell	BMW RDS	10	3.771	0.942	1:47.324	1:47.221	9	111.471	19:09.703
5	7	Emily Robb	BMW RDS	10	4.817	1.046	1:47.736	1:47.699	8	110.976	19:10.749
6	80	Matthew Day	BMW RDS	10	8.401	3.584	1:48.695	1:48.656	8	109.999	19:14.333
7	58	Steve Chapman	BMW RDS	10	9.599	1.198	1:48.969	1:48.639	8	110.016	19:15.531
8	110	Ajay Giddy	BMW RDS	10	9.890	0.291	1:48.415	1:48.370	7	110.289	19:15.822
9	222	Henry O'Leary	BMW RDS	10	11.698	1.808	1:48.895	1:48.688	8	109.966	19:17.630
10	443	Joe Wilson	BMW RDS	10	15.166	3.468	1:48.874	1:48.854	9	109.798	19:21.098
11	23	James McLaughlin	BMW RDS	10	16.016	0.850	1:49.674	1:49.311	7	109.339	19:21.948
12	43	Riley Boswell	BMW RDS	10	16.523	0.507	1:48.946	1:48.834	3	109.819	19:22.455
13	230	Mitch Rawson	BMW RDS	10	18.753	2.230	1:49.631	1:49.513	3	109.138	19:24.685
14	757	Kieron Rollinson	BMW RDS	10	19.185	0.432	1:50.555	1:49.450	7	109.201	19:25.117
15	95	Dana O'Leary	BMW RDS	10	19.499	0.314	1:49.604	1:49.563	10	109.088	19:25.431
16	260	Nic McIndoe	BMW RDS	10	20.766	1.267	1:49.859	1:49.338	3	109.312	19:26.698
17	524	Todd Leathem	BMW RDS	10	36.026	15.260	1:52.794	1:52.691	7	106.060	19:41.958

Not qualified (75% = 8 Laps)

DNF	197	Zane Hills	BMW RDS	5	DNF		1:49.240	1:48.618	3	110.037	10:07.409
DNF	469	Louise Rawson	BMW RDS	3	DNF		1:50.352	1:49.874	3	108.779	5:40.769
DNF	90	Sebastian Noble	BMW RDS	1	DNF			1:53.854	1	104.977	1:55.559

Handwritten signature
15:18

Margin of Victory	Avg. Speed	Best Lap Tm	Best Speed	Best Lap by
2.189	104.299	1:47.221	111.471	337 - Taylor Mitchell

Results validated by Chief Timekeeper: Nick Little

Orbits

Clerk of the Course: Peter Woodward

www.mylaps.com

Licensed to: Taupo International Motorsport Park



NZIGP Tasman Revival

Sorted on Laps


BMW Race Driver Series NEXEN Tyre E46

Taupo International Track 3.320 km

R11 - Class Race 2 (8 laps) - Standing/Finish Order R1

5/01/2025 10:00

Race (8 Laps) started at 10:08:35



Pos	No.	Name	Class	Laps	Diff	Gap	2nd Best	Best Tm	n Lap	Best Speed	Total Tm
1	86	Ayden Lamont	BMW RDS	8			1:58.695	1:58.436	8	100.915	16:03.995
2	991	Lee Zeltwanger	BMW RDS	8	0.697	0.697	1:58.326	1:57.700	8	101.546	16:04.692
3	45	Graham Ball	BMW RDS	8	3.871	3.174	1:59.068	1:59.026	5	100.415	16:07.866
4	90	Sebastian Noble	BMW RDS	8	17.032	13.161	1:58.967	1:58.807	8	100.600	16:21.027
5	7	Emily Robb	BMW RDS	8	18.631	1.599	2:00.696	2:00.213	7	99.424	16:22.626
6	80	Matthew Day	BMW RDS	8	21.098	2.467	2:00.894	2:00.846	3	98.903	16:25.093
7	110	Ajay Giddy	BMW RDS	8	21.226	0.128	2:00.704	2:00.171	4	99.458	16:25.221
8	337	Taylor Mitchell	BMW RDS	8	26.489	5.263	2:00.863	2:00.691	8	99.030	16:30.484
9	443	Joe Wilson	BMW RDS	8	26.668	0.179	2:00.774	2:00.526	8	99.165	16:30.663
10	230	Mitch Rawson	BMW RDS	8	27.183	0.515	2:00.354	2:00.091	8	99.525	16:31.178
11	222	Henry O'Leary	BMW RDS	8	28.749	1.566	2:01.384	1:59.930	7	99.658	16:32.744
12	757	Kieron Rollinson	BMW RDS	8	41.478	12.729	2:02.739	2:02.047	8	97.929	16:45.473
13	260	Nic McIndoe	BMW RDS	8	43.676	2.198	2:01.598	2:00.730	8	98.998	16:47.671
14	43	Riley Boswell	BMW RDS	8	49.573	5.897	2:01.840	2:01.056	7	98.731	16:53.568
15	23	James McLaughlin	BMW RDS	8	52.530	2.957	2:04.440	2:02.936	7	97.221	16:56.525
16	469	Louise Rawson	BMW RDS	8	1:05.580	13.050	2:01.684	2:01.015	7	98.765	17:09.575
17	58	Steve Chapman	BMW RDS	8	1:09.205	3.625	2:05.617	2:04.808	6	95.763	17:13.200
18	95	Dana O'Leary	BMW RDS	8	1:14.565	5.360	2:05.309	2:05.055	6	95.574	17:18.560

Not qualified (75% = 6 Laps)

DNF	524	Todd Leatham	BMW RDS	6	DNF		2:11.936	2:10.528	6	91.567	13:52.730
DNF	197	Zane Hills	BMW RDS		DNF				0	-	

Handwritten signature
10:30

Announcements

Decision 4 - Car 337, 5 second time penalty.

Margin of Victory	Avg. Speed	Best Lap Tm	Best Speed	Best Lap by
0.697	99.187	1:57.700	101.546	991 - Lee Zeltwanger

Results validated by Chief Timekeeper: Nick Little

Orbits

Clerk of the Course: Peter Woodward

www.mylaps.com

Licensed to: Taupo International Motorsport Park


NZIGP Tasman Revival
Sorted on Laps

BMW Race Driver Series NEXEN Tyre E46

Taupo International Track 3.320 km

R18 - Class Race 3 (8 laps) - Standing/Reverse Top 8

5/01/2025 13:13

Race (8 Laps) started at 13:58:56



Pos	No.	Name	Class	Laps	Diff	Gap	2nd Best	Best Tm	n Lap	Best Speed	Total Tm
1	86	Ayden Lamont	BMW RDS	8			1:50.979	1:50.344	8	108.316	15:17.619
2	991	Lee Zeltwanger	BMW RDS	8	1.686	1.686	1:50.870	1:50.496	8	108.167	15:19.305
3	45	Graham Ball	BMW RDS	8	2.119	0.433	1:51.893	1:51.454	7	107.237	15:19.738
4	110	Ajay Giddy	BMW RDS	8	2.881	0.762	1:51.825	1:51.291	8	107.394	15:20.500
5	80	Matthew Day	BMW RDS	8	6.539	3.658	1:52.441	1:51.802	8	106.903	15:24.158
6	7	Emily Robb	BMW RDS	8	8.563	2.024	1:53.097	1:52.450	7	106.287	15:26.182
7	90	Sebastian Noble	BMW RDS	8	11.033	2.470	1:50.976	1:50.412	8	108.249	15:28.652
8	337	Taylor Mitchell	BMW RDS	8	13.602	2.569	1:53.033	1:52.348	7	106.384	15:31.221
9	222	Henry O'Leary	BMW RDS	8	18.966	5.364	1:53.373	1:53.201	7	105.582	15:36.585
10	43	Riley Boswell	BMW RDS	8	19.913	0.947	1:53.517	1:52.425	8	106.311	15:37.532
11	443	Joe Wilson	BMW RDS	8	22.049	2.136	1:53.137	1:53.107	7	105.670	15:39.668
12	469	Louise Rawson	BMW RDS	8	22.484	0.435	1:54.129	1:53.876	6	104.956	15:40.103
13	58	Steve Chapman	BMW RDS	8	28.276	5.792	1:54.106	1:53.192	8	105.591	15:45.895
14	757	Kieron Rollinson	BMW RDS	8	28.578	0.302	1:54.180	1:52.544	8	106.198	15:46.197
15	260	Nic McIndoe	BMW RDS	8	33.742	5.164	1:54.811	1:53.848	8	104.982	15:51.361
16	230	Mitch Rawson	BMW RDS	8	51.048	17.306	1:55.625	1:54.754	8	104.153	16:08.667
17	95	Dana O'Leary	BMW RDS	8	1:00.768	9.720	1:58.368	1:57.955	8	101.327	16:18.387
18	524	Todd Leathem	BMW RDS	8	1:14.338	13.570	2:00.459	1:59.620	8	99.916	16:31.957

Announcements

Decision 6: Car 991, 3 second time penalty.

Decision 7: Car 337, 5 second time penalty.

Margin of Victory	Avg. Speed	Best Lap Tm	Best Speed	Best Lap by
1.686	104.200	1:50.344	108.316	86 - Ayden Lamont

Results validated by Chief Timekeeper: Nick Little

Orbits

Clerk of the Course: Peter Woodward

www.mylaps.com

Licensed to: Taupo International Motorsport Park